

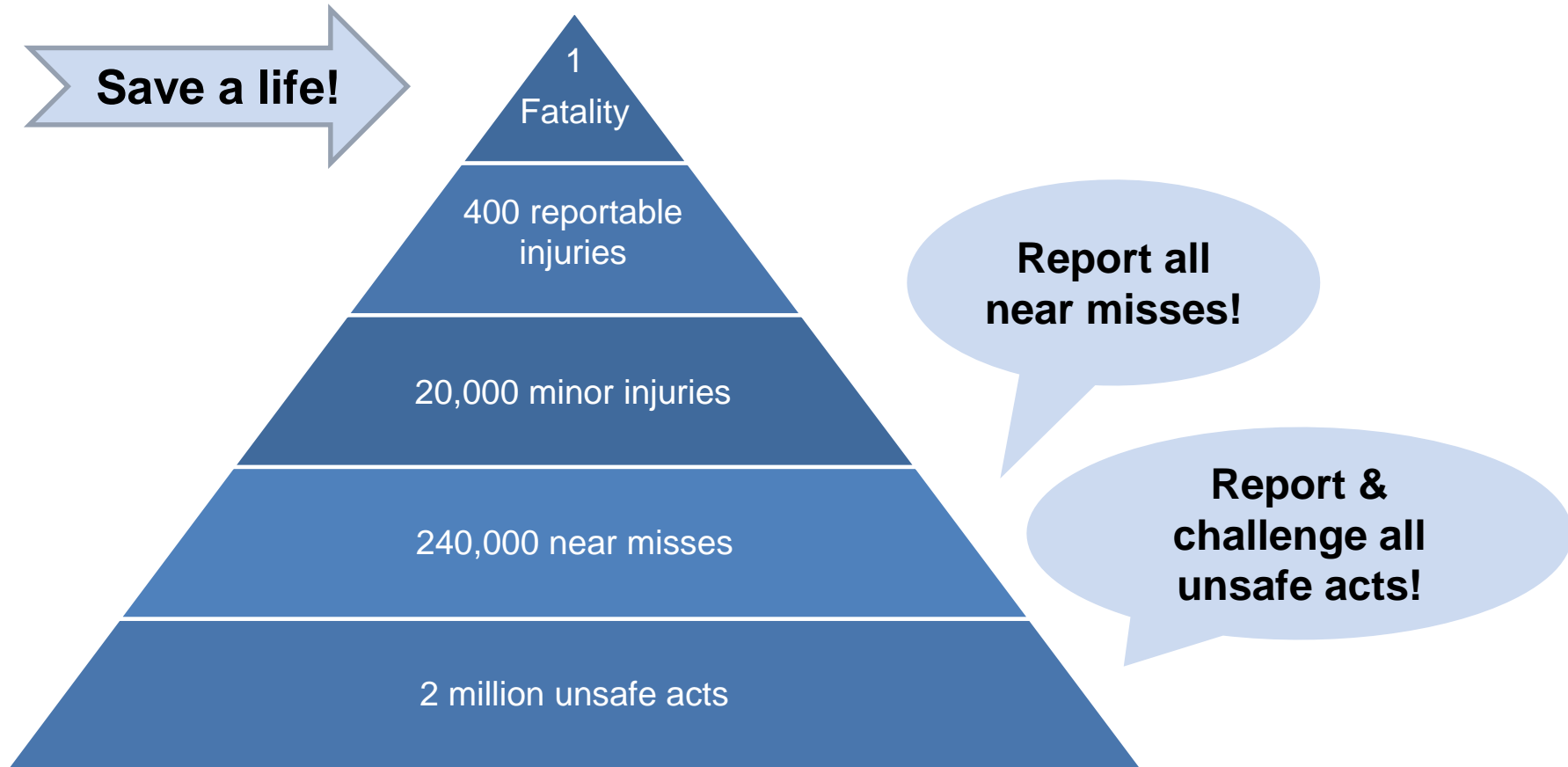


thinkSAFE

A behavior -based safety

thinkSAFE in context

The Accident Pyramid



Focus on safety

Near misses

Where injury & harm could have occurred but did not.

Unsafe conditions

damaged property or equipment
polluted environment
an incorrect setting
spills

**Report &
challenge all
unsafe acts!**

**Report all
near
misses!**

Unsafe behavior

using a cell phone on the stairs
reaching around a machine guard
not wearing PPE

Visible Safety Leadership - Tools

Manager/Leader Tools

- Safety Leadership Team
- Safety Tours
- Safety Stand-ups
- Safety Stand-downs

Employee Tools

- Pre-flight Checklist
- Find and Fix
- Safety Time Out
















Supervisor Tools

- Safety Tours
- Safety Conversations
- Safety Meetings
- Safety Stars

thinkSAFE Terms

- Focal Point
- Safety Star

New Bedford- Safety Metrics

Dept	VSL Monthly Target	VSL Activities/Status
2nd Shift	40	 41
3rd Shift	40	 0
Aerospace	40	 47
Ceramics	40	 80
Kitting	40	 42
Lab/Inc/Ship	40	 41
Facilities/EHS	40	 59
Medical	40	 49
Metalizing	40	 37
Office	40	 5
Plating	40	 44
X-ray	40	 54
Total	461	 538
Safety Activity	VSL Quarterly Target	Actual
VSL Activities	1382	 538
Fix It	149	 33

Find it Fix it



THE STOP® SAFETY OBSERVATION CYCLE

DECIDE → **STOP** ← REPORT
 STOP ← OBSERVE → ACT

The STOP® Observation Checklist

Actions		Safe	Unsafe	Safe
Reactions of People	All Safe <input type="checkbox"/>	Personal Protective Equipment	All Safe <input type="checkbox"/>	
— Adjusting Personal Protective Equipment		Head-to-Toe Check		
— Changing Position		— Head		
— Rearranging Job		— Eyes and Face		
— Stopping Job		— Ears		
— Attaching Grounds		— Respiratory System		
— Performing Lockouts		— Arms and Hands		
		— Trunk		
		— Legs and Feet		
Positions of People	All Safe <input type="checkbox"/>	Tools and Equipment	All Safe <input type="checkbox"/>	
Injury Causes		— Right for the Job		
— Striking Against or Being Struck by Objects		— Used Correctly		
— Caught In, On, or Between Objects		— In Safe Condition		
— Falling		Procedures	All Safe <input type="checkbox"/>	
— Contacting Temperature Extremes		— Available		
— Contacting Electric Current		— Adequate		
— Inhaling, Absorbing, or Swallowing a Hazardous Substance		— Known		
— Repetitive Motions		— Understood		
— Awkward Positions/Static Postures		— Followed		
		Orderliness	All Safe <input type="checkbox"/>	
		Standards		
		— Known		
		— Understood		
		— Followed		

STOP® CO., ENG-0503

The STOP® Observation Checklist

ELIMINATE UNSAFE CONDITIONS... PREVENT INJURIES

DECIDE → **STOP** ← REPORT
 STOP ← OBSERVE → ACT

Conditions		Unsafe	Safe
Tools and Equipment	All Safe <input type="checkbox"/>		Safe acts observed
Are They		— Right for the Job	
		— In Safe Condition	
Structures and Work Area	All Safe <input type="checkbox"/>		Unsafe acts observed
Are They		— Clean	
		— Orderly	
		— Right for the Job	
		— In Safe Condition	
Environment	All Safe <input type="checkbox"/>		
Is It		— Clean	
		— Orderly	
		— In Safe Condition	
Orderliness	All Safe <input type="checkbox"/>		
Standards		— Available	
		— Adequate	


<http://www.training.dupont.com/videos/stop-checklist>

Name _____
 Date _____
 Site _____
 Area _____
 Shift _____
 Time spent on observation _____
 # of People Contacted
 # of People Observed

Additional STOP® Observation Checklists can be obtained by contacting DuPont. Please visit www.training.dupont.com for contact information or to place an order on-line. Copyright © 2011 DuPont. All rights reserved. STOP® and the STOP® logo are registered trademarks of DuPont.

thinkSAFE Corner



thinkSAFE

